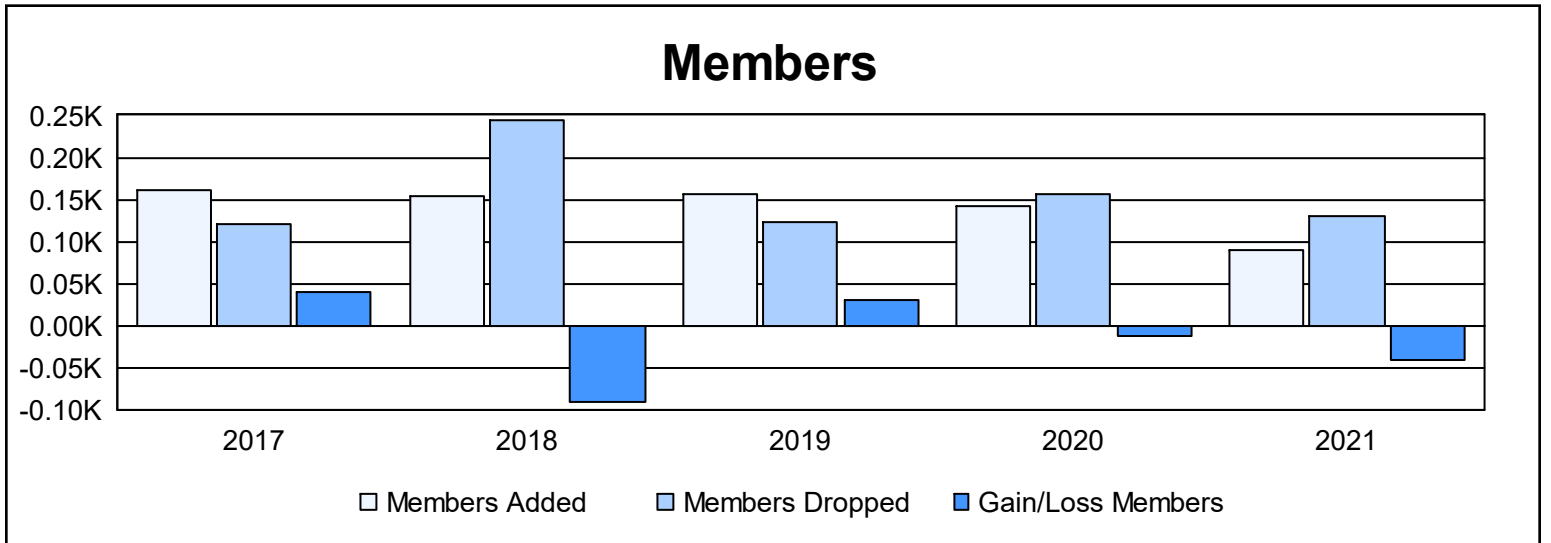
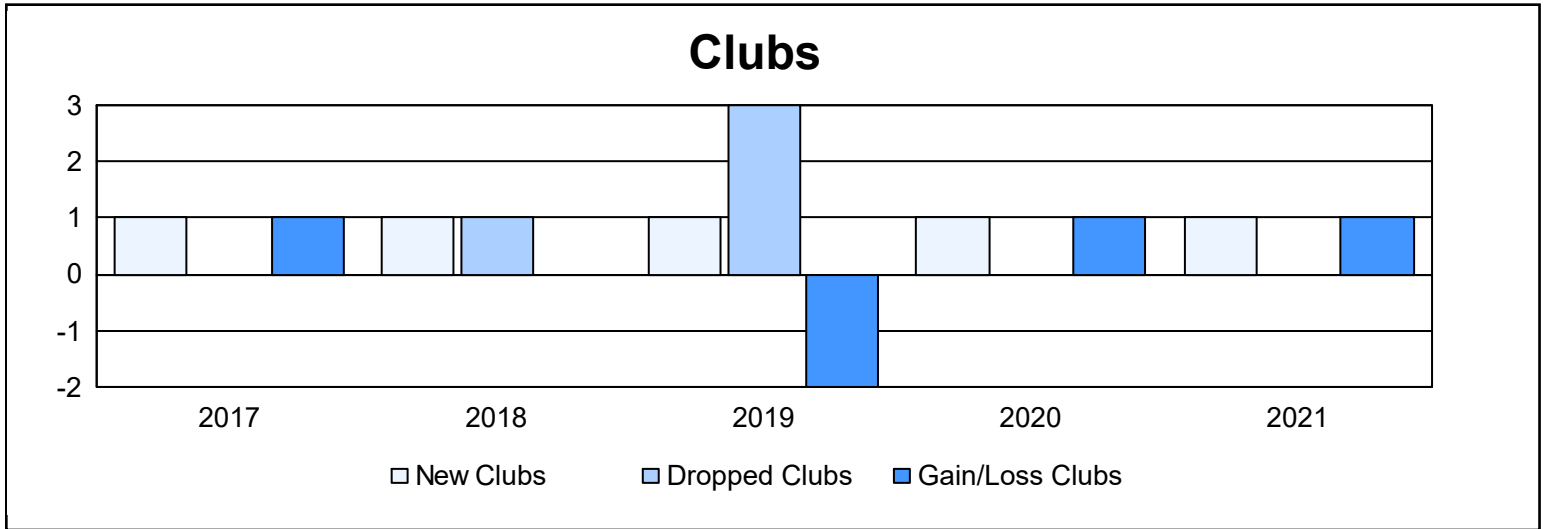
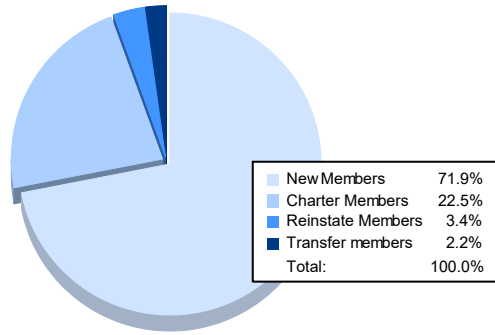


Year	New Clubs	Dropped Clubs	Gain/ Loss Clubs	New Members	Charter Members	Reinstate Members	Transfer Members	Total Member Added	Total Members Dropped	Gain/ Loss Members
2016-2017	1	0	1	129	22	3	6	160	120	40
2017-2018	1	1	0	119	21	9	4	153	243	-90
2018-2019	1	3	-2	117	22	5	11	155	124	31
2019-2020	1	0	1	89	22	29	3	143	156	-13
2020-2021	1	0	1	64	20	3	2	89	129	-40
<b>Average</b>	<b>1</b>	<b>1</b>	<b>0</b>	<b>104</b>	<b>21</b>	<b>10</b>	<b>5</b>	<b>140</b>	<b>154</b>	<b>-14</b>



### Membership Composition June 2021 Cumulative



### Gender Composition June 2021 Cumulative

